

2 0 2 5 **MISSISSIPPI**

AGRICULTURE • FORESTRY • NATURAL RESOURCES



MISSISSIPPI STATE UNIVERSITY™
DIVISION OF AGRICULTURE, FORESTRY,
AND VETERINARY MEDICINE

**FARM
BUREAU**
MISSISSIPPI

Mississippi Agriculture, Forestry & Natural Resources

Overview

31,290 farms

10.3 million acres of land farmed

\$35 billion value of farmland, buildings

18.9 million acres of forestland

14,000 miles of streams

640,000 acres of ponds, lakes

Percent of farms that:

Have internet access **73%**

Sell directly to consumers **3%**

Hire farm labor **23%**

Are family farms **86%**

Making a Difference in Our State (by the numbers)



\$9.5B

2025 farm-gate value of
ag and forestry production
(includes government payments)

\$15.43B

2022 value-added to the
MS economy by ag and
forestry production

\$105.1M

R&D expenditures in
agricultural science -
#11 national ranking

3,992

Students enrolled
in Ag Division
colleges at MSU,
Fall 2025

175,113

Farm Bureau member
families served by
the largest farm
organization in the state

All production and income estimates are subject to
change as USDA releases updated information in 2026.

Agricultural & Forestry Industry Impacts

STATEWIDE VALUE-ADDED

10.8% of state's total impact

STATEWIDE ECONOMIC ACTIVITY

14.2% of state's economic activity

STATEWIDE EMPLOYMENT

11.4% of all jobs

Industry impacts based on an analysis of the contribution of agriculture and forestry to the Mississippi economy, Mississippi State University Extension Service.

Value of production figures were estimated in December 2025. These estimates may change as USDA releases updated information in 2026.

Mississippi Ranks in the Top 20 in the Production of 11 Agricultural Commodities

#1	Catfish
#3	Sweet Potatoes Pine Pulpwood
#4	Pine Lumber
#5	Cotton, Cotton seed Rice
#6	Broilers
#9	Peanuts
#15	Soybean
#20	Corn Eggs

FARMS & FARMERS

Farm acreage 10,251,497

Forestry acreage 18,907,718

Demographics of farmers

Race

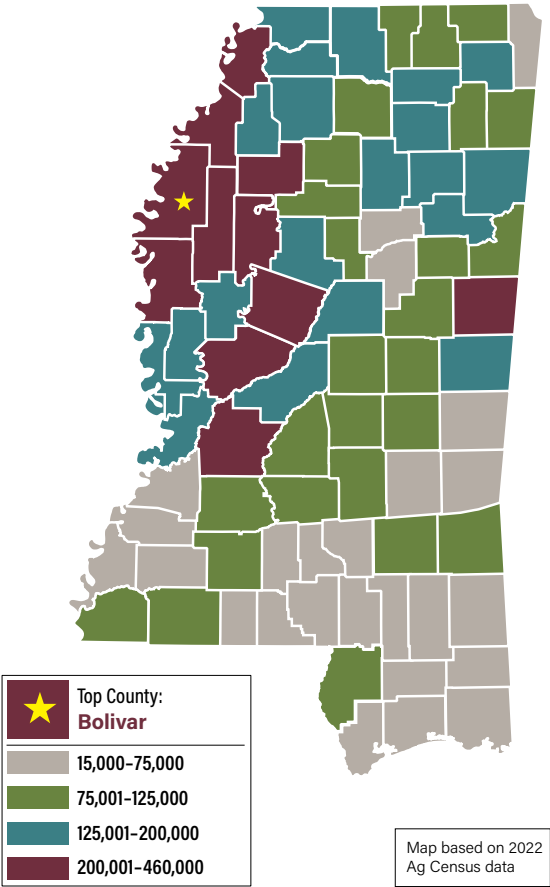
- White 86.8%
- African American 12.0%
- Other 1.2%

Gender

- Male 65.6%
- Female 34.4%

Average age 59.6

Source: 2022 Ag Census and National Ag Statistics Service, USDA.



FARMS & FARMERS

Number of farms 31,290

Farms with \$1 million
or more in sales 2,220

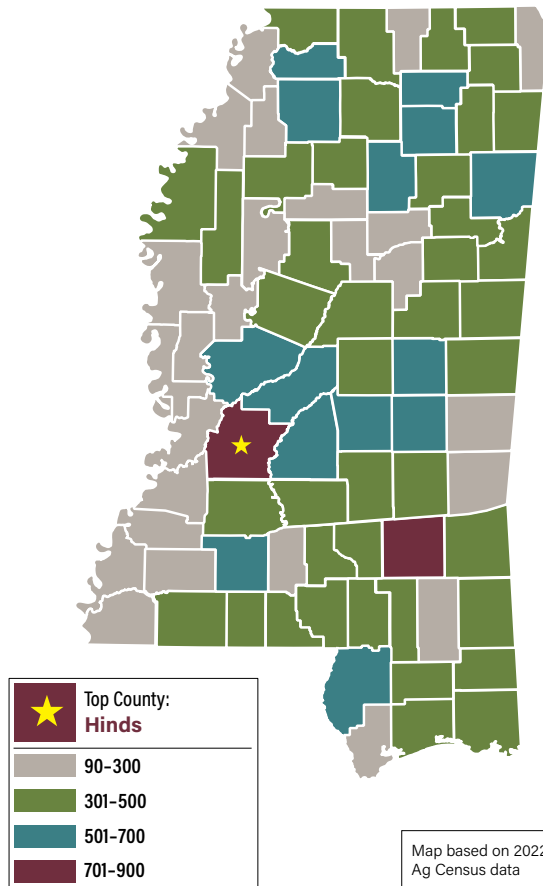
Value of farmland,
buildings \$35B

Average size of farm (acres) 328

Principal operators'
primary occupation

Farming 20,858

Other 31,167



BROILERS

752,000,000 broilers produced in 2025

3,003 farms (2022 census)

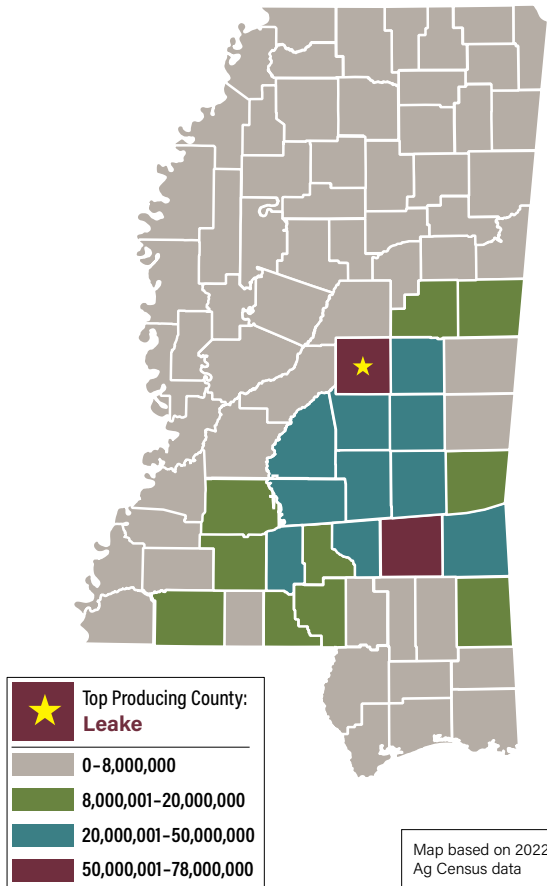
\$3.38 billion value of production in 2025

\$37
MILLION

*Above
2024 value of
production*



NUMBER OF BROILERS SOLD



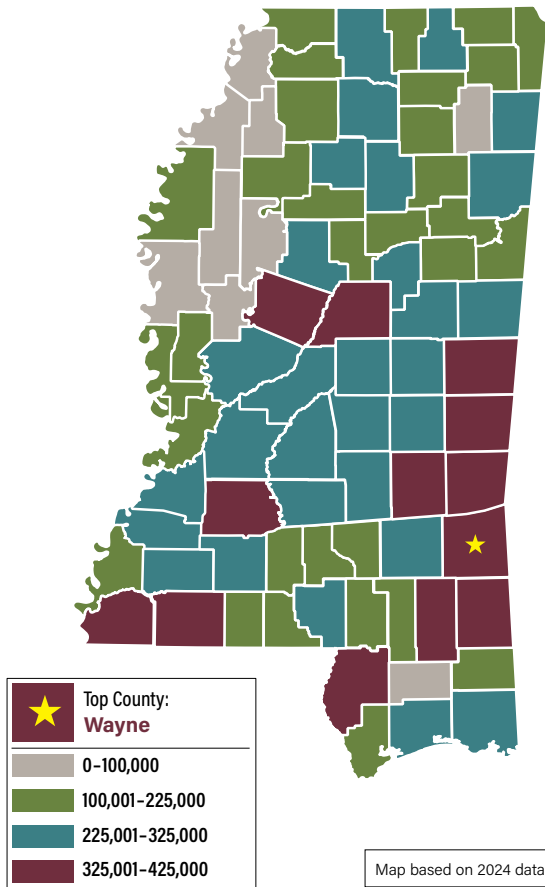
FORESTRY

18,907,718 acres | **120,000** forest landowners

Forest-related economic activity in Mississippi generated 84,024 jobs and over \$4.42 billion in income

Forest-related value-added amounted to over \$7.44 billion

\$1.5 billion value of production in 2025



SOYBEANS

1,780,000 acres harvested in 2025

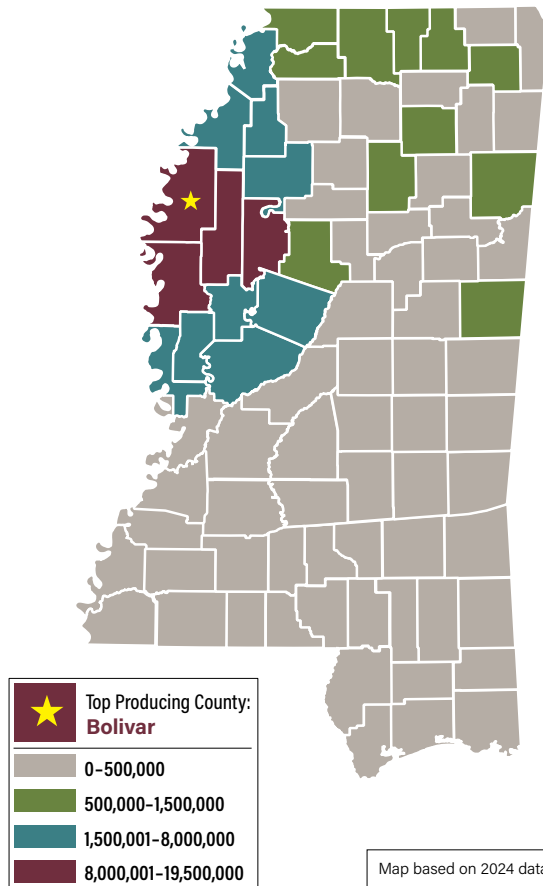
97,900,000 bushels produced in 2025

2,926 farms (*2022 census*)

\$1 billion value of production in 2025



SOYBEAN BUSHELS



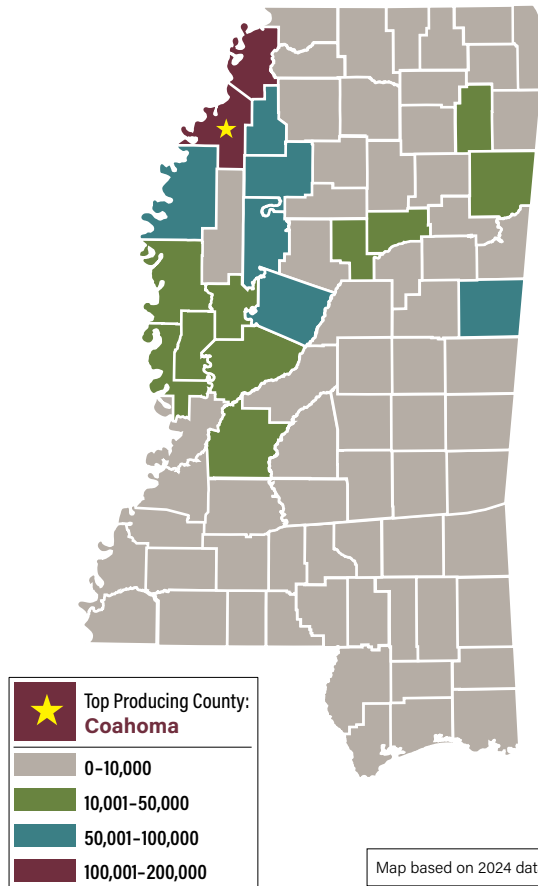
COTTON

325,000 acres harvested in 2025

900,000 bales produced in 2025

788 farms (*2022 census*)

\$333 million value of production in 2025



CATTLE & CALVES

810,000 head in 2025 *(1/1/25 inventory)*

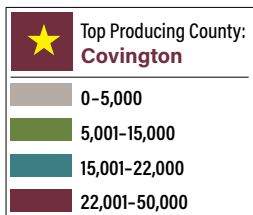
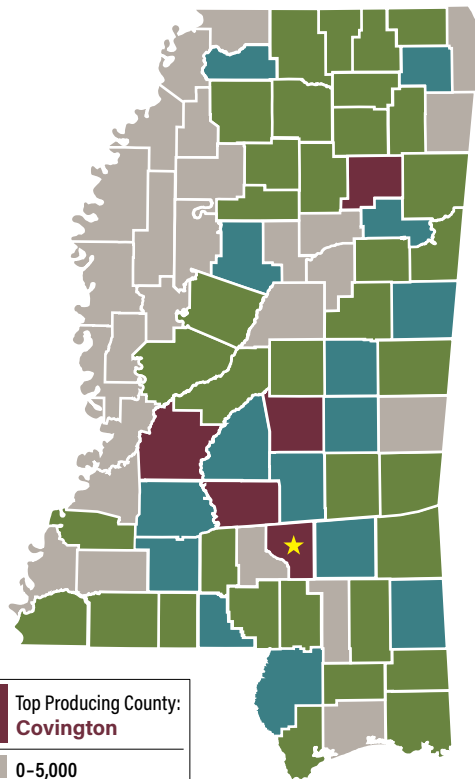
13,631 farms *(2022 census)*

\$639 million value of production in 2025

\$142
MILLION

*Above
2024 value of
production*

CATTLE AND CALF INVENTORY



Map based on 2025 data

CORN

880,000 acres harvested in 2025

155,760,000 bushels produced in 2025

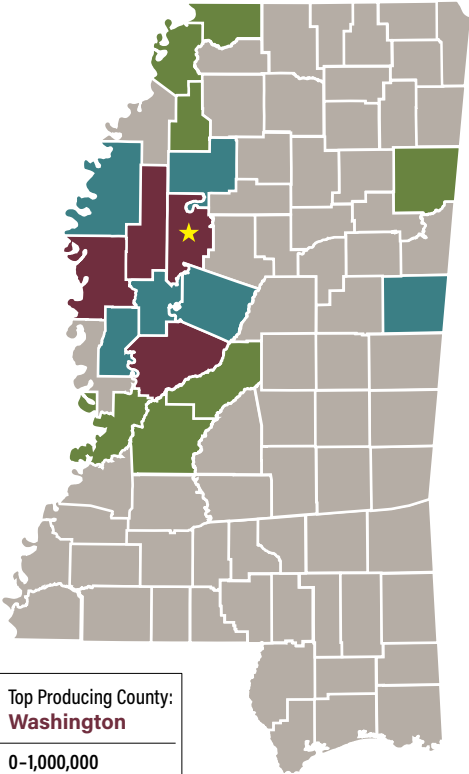
1,495 farms (2022 census)

\$619 million value of production in 2025



\$278
MILLION

*Above
2024 value of
production*



★	Top Producing County: Washington
0-1,000,000	
1,000,001-3,500,000	
3,500,001-7,000,000	
7,000,001-15,000,000	

Map based on 2024 data

MISSISSIPPI

CATFISH

129 operations in 2025

28,100 acres of production *(2022 census)*

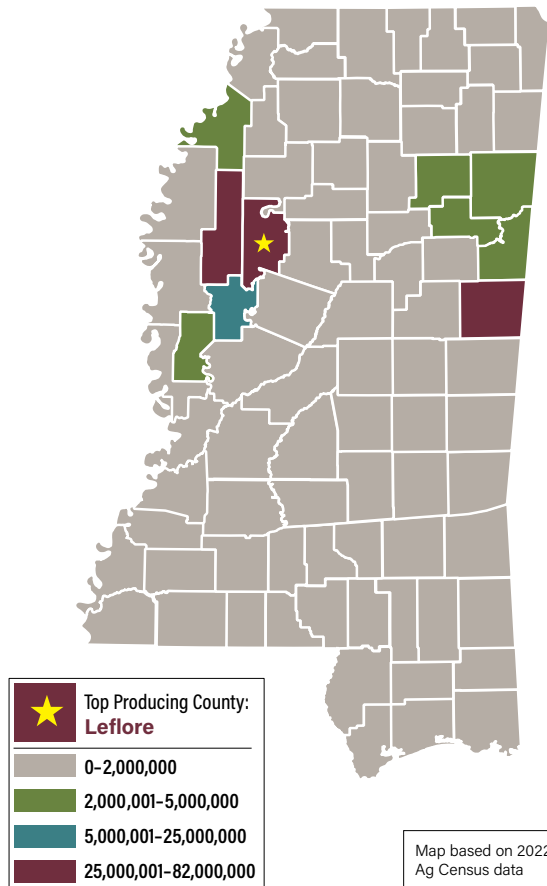
\$196 million value of production in 2025

\$11
MILLION

*Above
2024 value of
production*



CATFISH SOLD IN DOLLARS



Map based on 2022
Ag Census data

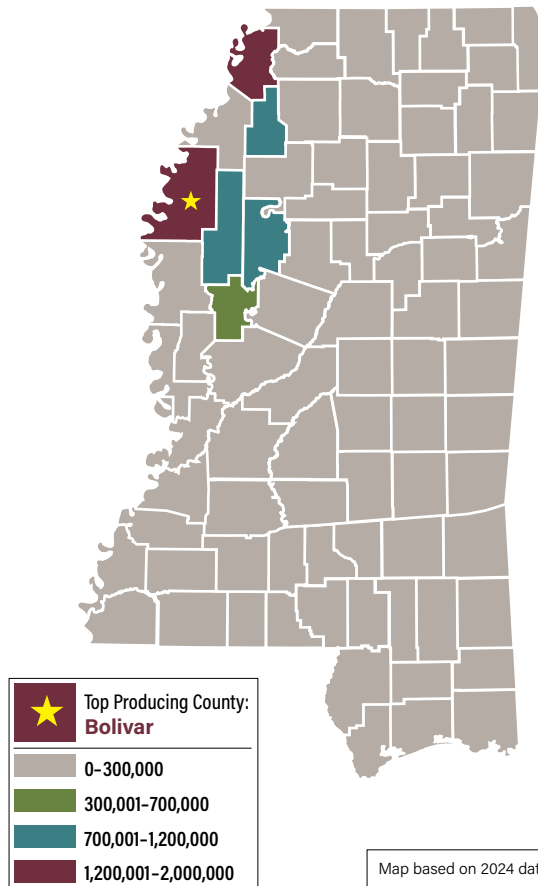
RICE

160,000 acres harvested in 2025

11,840,000 hundredweight
produced in 2025

188 farms (*2022 census*)

\$125 million value of production in 2025



MISSISSIPPI

EGGS

1,508 million eggs produced in 2025

234 farms with 100+ layers *(2022 census)*

\$351 million value of production in 2025

MISSISSIPPI

HAY

600,000 acres harvested in 2025

1.38 million tons produced in 2024

9,945 farms *(2022 census)*

\$186 million value of production in 2025

\$45
MILLION

*Above
2024 value of
production*



MISSISSIPPI

SWEET POTATOES

31,500 acres harvested in 2025

3.78 million hundredweight
produced in 2025

156 farms *(2022 census)*

\$84 million value of production in 2025

MISSISSIPPI

HORTICULTURE

\$117 million value of production in 2025 for
horticulture crops excluding sweet potatoes

Horticulture crops include vegetables,
melons, potatoes, fruits, tree nuts, berries,
nurseries, greenhouses, floriculture, sod, and
Christmas tree farms



\$2.4
MILLION

*Above
2024 value of
production*



\$1.2
MILLION

*Above
2024 value of
production*

MISSISSIPPI

HOGS

177,541 hogs and pigs *(2022 census)*

709 farms with hogs *(2022 census)*

\$92 million value of production in 2025



\$13
MILLION

*Above
2024 value of
production*

MISSISSIPPI

WHEAT

45,000 acres harvested in 2025

2,700,000 bushels produced in 2025

355 farms *(2022 census)*

\$13 million value of production in 2025



\$3.2
MILLION

*Above
2024 value
of production*

MISSISSIPPI

PEANUTS

20,000 acres harvested in 2025

80 million pounds produced in 2025

36 farms *(2022 census)*

\$19 million value of production in 2025



MISSISSIPPI

DAIRY MILK

32 Grade A Dairy Herds

(2022 Census)

5,500 milk cows in 2025

\$13 million value of
production of milk in 2025



MISSISSIPPI


HORSES

37,562 horses and mules

8,467 farms

\$839 million value of
depreciated investments

Data based on 2022 Census of Agriculture



FISHING, HUNTING & WILDLIFE WATCHING

14,000 miles of streams

345,000 acres of ponds

295,000 acres of large
lakes and reservoirs

\$2.7 billion annual economic impact

\$1.14 billion from hunting

\$772 million from fishing

\$829 million from wildlife watching

66,171 jobs

Data based on 2010 study by Forest
and Wildlife Research Center,
Mississippi State University.



APPRECIATION IS EXPRESSED TO THE FOLLOWING INDIVIDUALS FOR THEIR CONTRIBUTIONS:

David Ammon
Dominique Belcher
Karen Brasher
Elizabeth Canales

Samantha Laird
Josh Maples
Will Maples
Eric McConnell



DIVISION OF AGRICULTURE, FORESTRY,
AND VETERINARY MEDICINE

Mississippi State University's Division of Agriculture, Forestry, and Veterinary Medicine is one of five divisions at MSU and includes:

- College of Agriculture and Life Sciences
- College of Forest Resources
- College of Veterinary Medicine
- Forest and Wildlife Research Center
- Mississippi Agricultural and Forestry Experiment Station
- MSU Extension Service

www.dafvm.msstate.edu



The Mississippi Farm Bureau Federation serves as the largest and strongest general farm organization in Mississippi, with 175,113 member families in 82 county Farm Bureaus.

It is a voluntary, non-governmental, non-partisan organization seeking solutions to problems affecting the lives of farm families, both socially and economically.

www.msfb.org

Mississippi Value of Production Estimates

DECEMBER 2025

by: Division of Agriculture, Forestry, and Veterinary Medicine
Mississippi State University

Commodity	2024	2025
	in million dollars	
Broilers/Eggs/Chickens	3,645	3,727
Forestry	1,484	1,468
Soybeans	1,335	1,017
Cattle/Calves	497	639
Corn	341	619
Cotton	485	333
Catfish	185	196
Hay	193	186
Rice	168	125
Horticulture	115	117
Hogs	78	92
Sweet Potatoes	82	84
Peanuts	24	20
Wheat	10	13
Milk	16	13
Govt. Programs / Misc.	243	858
Grand Total	\$8,901	\$9,505



Source: Mississippi Agricultural and Forestry Experiment Station, MSU Extension Service and National Agricultural Statistics Service. The 2025 government programs estimate is preliminary. Miscellaneous sales from 2022 Ag Census. Numbers may not add up due to rounding.